

# **Doodle Page Book Report: Chapter Book Guidelines**

**Students need to choose 1 of the following books  
for their book report:**

1. The Bridge to Terabithia by Katherine Paterson
2. The Jungle Book by Rudyard Kipling
3. The Secret Garden by Frances Hodgson Burnett
4. Alice in Wonderland by Lewis Carroll
5. The Princess Academy by Shannon Hale
6. Echo by Pam Muñoz Ryan
7. Hatchet by Gary Paulsen
8. Little Women by Louisa May Alcott
9. Mary Poppins by P.L. Travers
10. Escape from Mr. Lemoncello's Library by Chris Grabenstein
11. Wonder by RJ Palacio
12. Crispin: The Cross of Lead by Avi
13. Holes by Louis Sachar
14. The Book Thief by Markus Zusak
15. Percy Jackson and the Lightning Thief Book Series
16. Treasure Island by Robert Louis Stevenson

# Doodle Page Book Report

Dear Parents,

Students are encouraged to read at least 30 minutes a day over the summer. Please fill out the reading log to earn a special prize at the beginning of the year. Students will choose 1 book that they have read to complete a doodle page and a five-paragraph essay. A *typed* essay will be due at the beginning of the school year.

This project will help students with reading and time management skills. They will learn to take a more extensive assignment and break it into smaller, more manageable pieces. These skills will help your child grow in school with projects in almost any subject.

All students will need to complete this project is a **chapter book** of their choice (guidelines listed below) and a **computer**.

Green folders with all templates and directions were sent home on May 28th. If your child needs an additional copy of the doodle page, please email Mrs. Keefe at [savanna.keefe@sjccs.net](mailto:savanna.keefe@sjccs.net)

# Summer Reading Assignment: Essay Instructions

Using your doodle sheet for reference, write a 5 paragraph essay about your book. Give an overview of the title, author, characters, settings, and any major themes. Be sure to include a thesis statement (an argument you are making about the book) and a review– would you recommend this book to someone else?

Refer to the outline below to help you:

## Heading, Title, and General Format

Include your name, the class, the assignment, and due date as shown below. Include your last name and page number in the upper right corner of the page (in the header space). Create a title for your essay (not the title of the book you read) and center it above your introduction; it should not be underlined or italicized. Use double space and a legible 12 point font, such as Arial or Times New Roman.

## Introduction (First Paragraph)

Begin with a catchy opening statement or question. Identify the book's title (properly underlined or italicized), the author, type of work (historical novel; don't just say it's a "book"), genre (look it up!), and major themes. Briefly introduce the main characters and describe the setting. If you wish, you may also include other works written by the same author and any important details about the author's background. The last sentence of this paragraph **MUST** be a thesis statement or argument that previews the ideas you will be writing about in paragraphs 2, 3, and 4. Be sure that there is a direct connection between this statement and the topic sentence of each body paragraph.

## Synopsis (Second Paragraph)

Begin this paragraph with the book's main idea in a single sentence. Go on to present a complete (but brief) summary of the book in one paragraph. This is a brief sketch of what happens: the beginning, the middle, and the end. Think about the major conflict, the events leading up to the climax, the resolution, and any plot twists or cliffhangers. Avoid excessive detail– keep it brief!

## **Observations (Third and Fourth Paragraphs)**



In each of these two paragraphs, narrow the discussion to a significant topic. Begin each paragraph with a topic sentence that makes an observation about a specific part of the book: a character, a feature of the plot, an element of style, or a theme. Support your opinion with examples and details from the book. **Include at least one relevant quote from the book in each of these paragraphs and note the page number it came from.** End each paragraph with a wrap-up sentence that ties your examples and details together in support of your topic sentence; show how they add to the main point. The paragraph that makes the most important point should be the fourth one, right before your conclusion.

## **Conclusion (Fifth Paragraph)**



Begin this paragraph with your reaction to this work and your response to it as a reader—state whether you agree or disagree with any lessons it tries to teach you, or if you believe it is worthy of being recommended to others. Avoid writing opinion statements such as “I think,” “I feel,” or “In my opinion.” Be confident in your argument! Go on to integrate themes or a summary of your three body paragraphs and relate them to the title of your essay. End with a thoughtful closing statement that wraps up the whole report.

NAME \_\_\_\_\_

# BOOK REVIEW



## SUMMARY




# Book Review

Name \_\_\_\_\_

Book \_\_\_\_\_


Author \_\_\_\_\_



What is one important setting in the book?

What does the setting look like?

Sketch a picture of the setting.



SKETCH THE SETTING IN THE HOUSE SHAPE. ADD LABELS

## AWARD TIME

Imagine that you can give this book an award. What would it be?

AWARD: \_\_\_\_\_

Why is the book worthy of the award?

\_\_\_\_\_  
\_\_\_\_\_  
\_\_\_\_\_  
\_\_\_\_\_  
\_\_\_\_\_  
\_\_\_\_\_




WRITE YOUR BOOK'S AWARD ON THE TROPHY.

## CHARACTER ANALYSIS

Who is one of the main characters in the book? \_\_\_\_\_

- Describe the character's **APPEARANCE**.
- Describe the character's **PERSONALITY**.
- Describe the character's **ACTIONS**.



FILL THE CHARACTER SHAPE WITH YOUR ANALYSIS

## PLOT

What was one major plot event in the book? What happened? Why was it important?

\_\_\_\_\_  
\_\_\_\_\_  
\_\_\_\_\_  
\_\_\_\_\_  
\_\_\_\_\_

WRITE ON THE EVENT LINES.



